

SMOKE-FREE RENTAL HOUSING IN THE PORTLAND METROPOLITAN AREA

**Telephone survey research of tenants in:
Clackamas, Multnomah, and Washington County, Oregon
and Clark County, Washington**

**Conducted for:
American Lung Association of Oregon
Multnomah County, Oregon
Clark County, Washington
& partner agencies**

**Market research conducted in
June & July 2006**

Second Printing: June 2008



INTRODUCTION

In the spring of 2006, the American Lung Association of Oregon, the Multnomah County Health Department, Clark County Public Health, and partner agencies contracted with Campbell DeLong Resources, Inc. to conduct research to assist in the development of strategies to reduce secondhand smoke in rental housing. This is the first installment of a multi-dimensional research project to study smoking rules and practices among tenants and landlords in the Portland metro area. This report contains the results of the tenant portion of the research. It is divided into the following sections:

- ▶ *Executive Summary*, outlining the key findings and recommendations coming from the research.
- ▶ *Methods*, providing a review of how the research was conducted.
- ▶ *Research Results*, outlining the findings from the research.
- ▶ *Conclusions*, providing our overall conclusions from the research and pointing to concepts we believe the American Lung Association of Oregon and the Smokefree Apartments Advisory Board should consider as the next phase of the campaign is developed.
- ▶ *Appendix*, containing a copy of the survey *questionnaire*.

Direct questions or comments about this research to John H. Campbell at Campbell DeLong Resources, Inc., (503) 221-2005, or e-mail John@cdri.com. At the American Lung Association of Oregon, contact Colleen Herman-Franzen, Smokefree Housing Manager, (503) 718-6145, or e-mail colleen@lungoregon.org.

RESEARCH SPONSORSHIP

The research analyzed in this report was conducted by Campbell DeLong Resources, Inc. in response to a request by a consortium of public and non-profit agencies led by the American Lung Association of Oregon, Multnomah County Health Department and Clark County Public Health. In Oregon this work is supported by a grant from the American Legacy Foundation and in Washington by Community Choices 2010 and grant funding from STEPS to a Healthier Clark County.

Feedback on the research design was also received from the Smokefree Apartments Advisory Board, whose mission is to provide input to the American Lung Association of Oregon and the Multnomah County Tobacco Prevention Program in their work to develop strategies to reduce secondhand smoke in multi-unit housing in the Portland tri-county area. The advisory board is comprised of member representatives from the following stakeholder groups:

- African American Tobacco Prevention Network
- Asian Family Center Tobacco Prevention Program
- City of Portland Bureau of Housing and Community Development
- City of Portland Office of Neighborhood Involvement
- Community Alliance of Tenants
- Community Development Network
- Department of Human Services, Occupational and Environmental Epidemiology
- Environmental Justice Action Group
- Fair Housing Council of Oregon
- Housing Authority of Portland
- Housing Connections
- Metro Multi-Family Housing Association
- Multnomah County Environmental Health Program
- Oregon Human Development Corporation/ Latino Tobacco Prevention Network
- Portland Development Commission
- Tobacco-Free Coalition of Clark County
- Tobacco-Free Coalition of Oregon
- Tualatin Valley Fire and Rescue
- Vancouver Housing Authority
- Independent tenant and small landlord representatives

Campbell DeLong Resources, Inc., an independent market research firm based in Portland, Oregon, developed a draft survey and facilitated a process with these sponsors to gain feedback on the design of the research process and the survey instrument specifically. After the survey tools were designed, data collection, processing, and analysis were conducted by Campbell DeLong Resources, Inc. As such, the resulting analysis and conclusions presented in this report do not necessarily reflect the opinions or viewpoints of the American Lung Association of Oregon, the Multnomah County Health Department, Clark County Public Health, or of other partnering or funding agencies.

SMOKE-FREE RENTAL HOUSING IN THE PORTLAND METROPOLITAN AREA

TABLE OF CONTENTS

EXECUTIVE SUMMARY.....	1
METHODS.....	3
RESEARCH RESULTS.....	8
Respondent Characteristics	8
Current Exposure to Direct & Secondhand Smoke.....	12
Smoking Policies & Preferences.....	17
Attitudes about Secondhand Smoke & Smoke-Free Rules	24
RESEARCHER'S CONCLUSIONS	30
APPENDIX.....	32

EXECUTIVE SUMMARY

The following are key findings from the research. To understand the full depth of the research, however, the reader is urged to review the entire report.

RESEARCH RESULTS

1. Overall, a quarter of metro-area renters experience secondhand smoke drifting into their homes – from outside or adjacent neighbors – a few times per week or more. Fewer do in Clark County. Younger renters are more likely to experience secondhand smoke than are older renters.
2. While secondhand smoke is more common in multi-family properties, it is still experienced in single-family rentals. In multi-unit apartments 15% report experiencing secondhand smoke daily and another 13% at least a few times a week. In single-family rentals 9% report daily exposure and another 10% at least a few times a week.
3. The majority are bothered by secondhand smoke when they encounter it. Secondhand smoke bothers women more than it bothers men.
4. While 19% of metro-area renters smoke every day, three quarters don't at all. Adding the 7% who smoke less frequently, about a quarter currently smoke at all. However, most smokers do *not* smoke inside their dwelling units.
5. Eight in 10 say smoking is not allowed inside their home regardless of whether the landlord has set rules about smoking on the property.
6. Regardless of whether rules have been set, almost 9 out of 10 renters live in homes that are virtually smoke-free. Only 7% say smoking occurs inside the home every day and even when those who say smoking occurs just a few times a month are added in, the total number for whom any regular amount of smoking occurs inside the home is 11%.
7. One-quarter say their landlord has rules regarding smoking on the property. One in five say their landlord prohibits (17%) or limits (3%) smoking *inside* their living space, while fewer have rules about common areas and outdoor spaces.
8. Eight out of ten agree that daily exposure to even small amounts of secondhand smoke is a serious health risk. Interestingly, even two-thirds of *current smokers* agree.
9. Three quarters of all metro-area renters agree that “*other things being equal,*” they would choose a rental home where the landlord forbids smoking.
10. Very few take issue with the concept of landlords prohibiting tenants from smoking in their own homes, while most (73%) endorse it.

11. Four out of ten renters say they would not be comfortable renting an apartment where *adjacent* tenants smoke. Put another way, landlords who permit smoking in adjacent units are at a distinct market disadvantage with 42% of the market, while gaining favor with perhaps one in ten – the 11% who allow smoking in their homes on any type of regular basis.
12. Half of Portland Tri-County renters would even be willing to pay “*a little more*” rent in order to live in a smoke-free community. The question was not asked of Clark County respondents. In other words, smoke-free housing is a genuinely desired amenity by many renters – not just a nice-to-have extra – while it would be perceived as an inconvenience to comparatively few.

RESEARCHER’S CONCLUSIONS

Overall, the research results are very clear on this core point: Even if we put aside the significant health benefits of smoke-free housing as a reason for landlords to implement such policies, a landlord who wishes to attract a large number of quality applicants will gain a distinct competitive advantage by offering housing that is smoke-free. This research provides strong support for the conclusion that, in the minds of many tenants, smoke-free housing is an idea whose time has come and a need in the marketplace that remains unfilled.

METHODS

RESEARCH OBJECTIVES

Specific objectives of the research include:

- ▶ Gauge the level of interest in, and the market demand for, smoke-free rental housing in the Portland metropolitan area.
- ▶ Assess knowledge, attitudes, and practices regarding secondhand smoke among renters in the metro area.

RESEARCH DESIGN

To meet the objectives of the research, Campbell DeLong Resources, Inc. conducted 400 telephone interviews with individuals renting apartments in the Portland metro area. The survey encompassed tenants of four metro-area counties: Clackamas, Multnomah, and Washington Counties in Oregon, and Clark County in Washington State.

QUESTIONNAIRE DESIGN

The questionnaire was designed by Campbell DeLong Resources, Inc. with input from the American Lung Association of Oregon, the Multnomah County Health Department, the Smokefree Apartments Advisory Board, and Clark County Public Health. The average length of the questionnaire was five and one-half minutes. A copy of the questionnaire can be found in the Appendix of this report.

RESPONDENT CRITERIA

A randomized sample of residential household phone numbers was drawn from ZIP codes from the selected counties. Respondents were then located by calling these numbers, asking for an adult member of the household, and screening to ensure the following criteria and quotas:

- ▶ **Renter.** All must be renters and be responsible for, or share responsibility for, selecting their current rental home.
- ▶ **Gender.** A 50/50 male/female quota was maintained.
- ▶ **Employment.** No respondent works for a market research company.
- ▶ **County of residence.** All respondents reside in one of the four counties that make up the Portland metro area. The following quotas were set:

- **Portland Tri-Counties.** Quotas for the three Oregon counties were set to ensure a sample of 300 that would reflect the population distribution of renters in Multnomah, Washington, and Clackamas counties, as obtained from the U.S. Census. This means that the combined sample of 300 surveys from the three Oregon-side Counties is directly project-able to the renter population in that area.
- **Clark County, Washington.** In order to ensure some ability to evaluate Clark County renters separately from the Portland Tri-Counties an independent quota of 100 surveys was set for Clark County renters. Had a sample been drawn from Clark County that is proportionate, by rental population, to the samples drawn in Oregon, 56 surveys, and not 100, would have been conducted in Clark County. Conducting the oversample in Clark County provides the opportunity to generate more statistically reliable information about Clark County alone. Further, by counting only the first 56 surveys conducted in Clark County when we evaluate the four-county area, we are able to provide a “weighted” metro total that can be projected to all four counties by population.

This is why, in the remainder of the report, the metro total, or the *weighted total*, reflects the Census-based rental distribution of the greater metro area and a population proportion adjusted 56 surveys from Clark County. In contrast, all analysis of Clark County alone includes all 100 surveys conducted there.

The following table provides the breakdown of the quotas by county.

Region	Quota
Total surveys conducted	400
Metro/weighted total	356
Portland Tri-County total	300
Clackamas County	50
Multnomah County	160
Washington County	90
Clark County, Washington	100

SAMPLE RELIABILITY

The table below provides the worst-case sample reliability for each of the key sample sizes.

Sample size		Worst-case reliability
Metro total	356	±5.2%
Oregon total (Portland Tri-Counties)	300	±5.7%
Clackamas County	50	±13.9%
Multnomah County	160	±7.8%
Washington County	90	±10.3%
Clark County, Washington	100	±9.8%

This “*worst-case reliability*” figure is based on the following assumptions:

- ▶ **The sample is drawn from a large population universe**, which is the case in this instance.
- ▶ **Reliability is calculated at the 95% confidence level.** This means that if a large number of samples of 356 were taken, in 95% of the samples the survey results will not vary from the mean sample results by more than ±5.2%.
- ▶ **The calculation applies to a dichotomous variable with results distributed 50/50.** An example of this would be a question with two possible answers – yes or no – where half say “yes” and half say “no.” As the distribution moves away from 50/50, the reliability improves. Reliability for a 10/90 split (for example, 10% say “yes” and 90% say “no”) from a sample of 356 is ±3.1%.

INTERVIEWING

All the interviewing took place using a computer-aided telephone interviewing (CATI) system at Campbell DeLong Resources, Inc.’s strategic partner, Research Data Design, a data collection firm headquartered in Portland. Interviewing began Thursday, June 22, 2006 and concluded on Sunday, July 9, 2006.

COMPUTER PROCESSING

A cross-tabulation program was used to sort the data into a total of 34 unique segments in two printouts. The following is a list of the segments provided in the printouts, along with the number of respondents in each segment. In the printout, the total, as well as segment sizes, will vary in the tables that correspond to questions not asked of all respondents.

Printout 1

▶ Raw total.....	400
▶ Weighted total	356
▶ County	
• Oregon counties total.....	300
• Multnomah County.....	160
• Washington County	90
• Clackamas County	50
• Clark County.....	100

The following segments are all derived from the metro/weighted total

▶ Type of rental	
• Single-family unit.....	127
• 2-, 3-, or 4-plex.....	92
• 5 or more units.....	137
▶ Smoking rules & practices	
• Smoking is not allowed anywhere inside the home.....	291
• Smoking is allowed in some places, or sometimes inside the home.....	25
• Smoking is allowed anywhere inside the home	35
• Landlord has set rules regarding smoking on premises.....	92
• Landlord has not set rules regarding smoking on premises.....	226
• Respondent smokes	92
▶ Secondhand smoke issues	
• Smoke drifts into apartment often	84
• Secondhand smoke bothers a lot.....	174
• Secondhand smoke bothers a little	177
• Someone in household has a lung or heart condition.....	76
• “At-risk” household (has elderly, or children, or lung or heart condition)	190

Printout 2

▶ Raw total.....	400
▶ Weighted total	356
▶ County	
• Oregon counties total.....	300
• Multnomah County.....	160
• Washington County	90
• Clackamas County	50
• Clark County.....	100

The following segments are all derived from the metro/weighted total

▶ Gender	
• Male.....	178
• Female	178
▶ Age	
• 18-34 years	129
• 35-54 years	132
• 55 years or older	88
▶ Children or elderly in the household	
• One or more children in the home.....	95
• Elderly in the home	69
▶ Total household income in 2005	
• Under \$35,000	126
• Over \$35,000.....	123
▶ Race	
• White	294
• Latino/Hispanic	17
• Other.....	34
▶ Length of residence in current home	
• Under 3 years	129
• More than 3 years	116

RESEARCH RESULTS

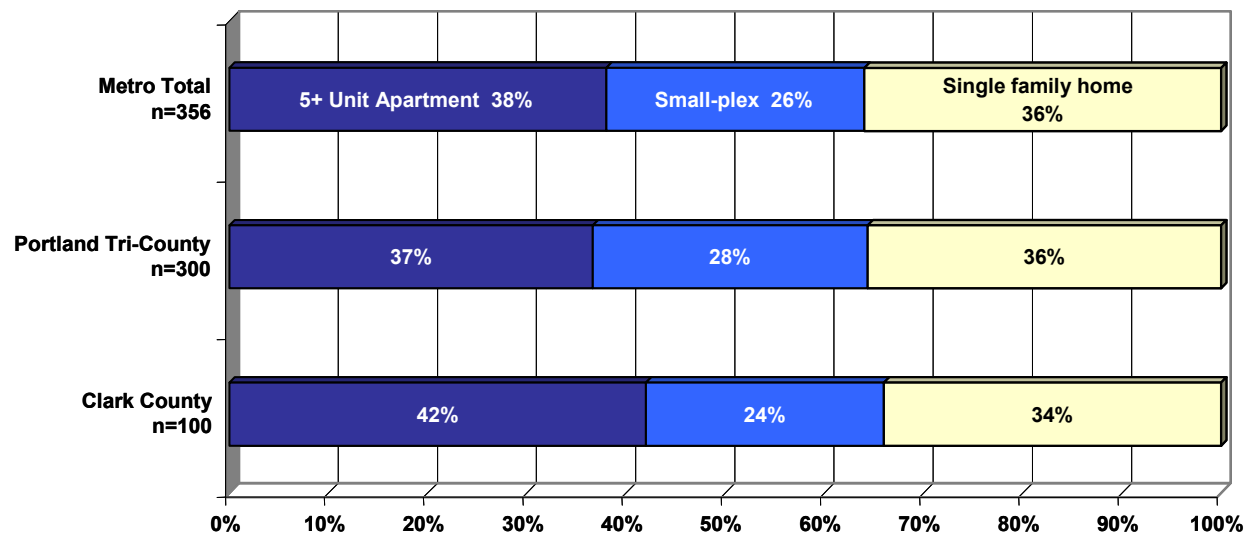
I. Respondent Characteristics

A. TWO THIRDS ARE IN MULTI-UNIT PROPERTY. ABOUT A THIRD ARE TENANTS IN SINGLE-FAMILY HOMES.

The survey was designed to assess the opinions and experiences of all renters, with the expectation that a majority of those would be in multi-family property. As the chart below indicates, 38% are in multi-family property with five or more attached units, 26% are in what we have called “small-plex” property – duplex, tri-plex, or four-plex property – and 36% are in single-family homes.

TYPE OF RENTAL UNIT

Q: Are you currently renting a single-family home, an apartment in a building with 2, 3, or 4 units, or an apartment (or condominium) on property with 5 or more units?



B. AS WOULD BE EXPECTED WITH A RENTAL POPULATION, COMPARED TO THE OVERALL POPULATION, RENTERS TEND TO EARN LESS, LIVE IN THEIR HOMES FOR SHORTER TIME PERIODS, AND HAVE A HIGHER PROPORTION OF YOUNGER ADULTS.

A brief summary of key demographic points is shown below.

- ▶ **As often seen, the age distribution in the renter population is different from the overall population** – while the average age (45 in the Portland Tri-Counties, 41 in Clark County) is younger than the general adult population, the distribution of ages shows some bi-modal aspects – not surprising, given that the pattern in the west is still one where younger people, and older residents, are more likely to be renters than are those in the traditionally higher income years.

AGE

Age	Metro total n=356	Portland Tri-County n=300	Clark County n=100
18 – 24	9%	9%	14%
25 – 34	27%	27%	27%
35 – 44	19%	18%	21%
45 – 54	18%	19%	16%
55 – 64	8%	8%	12%
65 or older	16%	17%	8%
Refused	2%	2%	2%

- ▶ **The average household size is 2.3, although about a third live alone.** Clark County is a bit different from the Portland Tri-Counties with less tendency of renters to live alone and somewhat higher household size (2.7).

HOUSEHOLD SIZE

Household size	Metro total n=356	Portland Tri-County n=300	Clark County n=100
1 person	34%	37%	21%
2 people	30%	30%	30%
3 to 4 persons	27%	25%	37%
More than 5 people	8%	7%	1%

- ▶ **The average length of residency is four years, though variation by county is substantial.** The average length of residency in Multnomah County is 5.4 years compared to 3.6 for Clackamas County, 2.9 for Washington County, and 2.5 for Clark County.

TIME IN CURRENT HOME

Length of time in current home	Metro total n=356	Portland Tri-County n=300	Clark County n=100
Less than 1 year	19%	19%	30%
1 year	20%	20%	21%
2 – 4 years	30%	30%	31%
5 – 9 years	18%	18%	12%
10 – 19 years	7%	8%	2%
20 years or more	3%	4%	2%
Don't know/refused	2%	2%	2%

- ▶ **Metro wide, 53% of all rental households include at least one person for whom the danger of secondhand smoke is a particularly elevated concern** – the elderly, children, or those with a heart or lung condition.

“AT-RISK” HOUSEHOLDS

At-risk households	Metro total n=356	Portland Tri-County n=300	Clark County n=100
Heart disease or lung condition in household	21%	21%	26%
Child in household	27%	22%	45%
Elderly in household	7%	7%	6%

- ▶ **About 8 in 10 are white/Caucasian, while 2 in 10 identify with a racial or ethnic minority.**

RACE/ETHNICITY

Race/ethnicity	Metro total n=356	Portland Tri-County n=300	Clark County n=100
White/Caucasian	83%	81%	84%
Hispanic/Latino	5%	5%	4%
African American	2%	2%	2%
Asian/Pacific Islander	2%	2%	2%
Alaska native/American Indian	2%	2%	4%
Multi-racial	3%	4%	2%
Other	<1%	<1%	0%
Refused	3%	4%	2%

- ▶ **As expected, income skews lower than the general population.** Overall, only 2 in 10 acknowledge a household income that is above \$50,000. Among Clark County renters, incomes are somewhat higher. As is often seen with this question, refusal rates are high.

INCOME

Household income	Metro total n=356	Portland Tri-County n=300	Clark County n=100
Under \$15,000	11%	12%	6%
\$15,000 - \$24,999	13%	12%	16%
\$25,000 - \$34,999	12%	12%	13%
\$35,000 - \$49,999	14%	12%	24%
\$50,000 - \$74,999	14%	13%	20%
\$75,000 or more	6%	6%	9%
Refused	30%	34%	12%

II. Current Exposure to Direct & Secondhand Smoke

A. OVERALL, A QUARTER EXPERIENCE SECONDHAND SMOKE A FEW TIMES PER WEEK OR MORE. FEWER DO IN CLARK COUNTY.

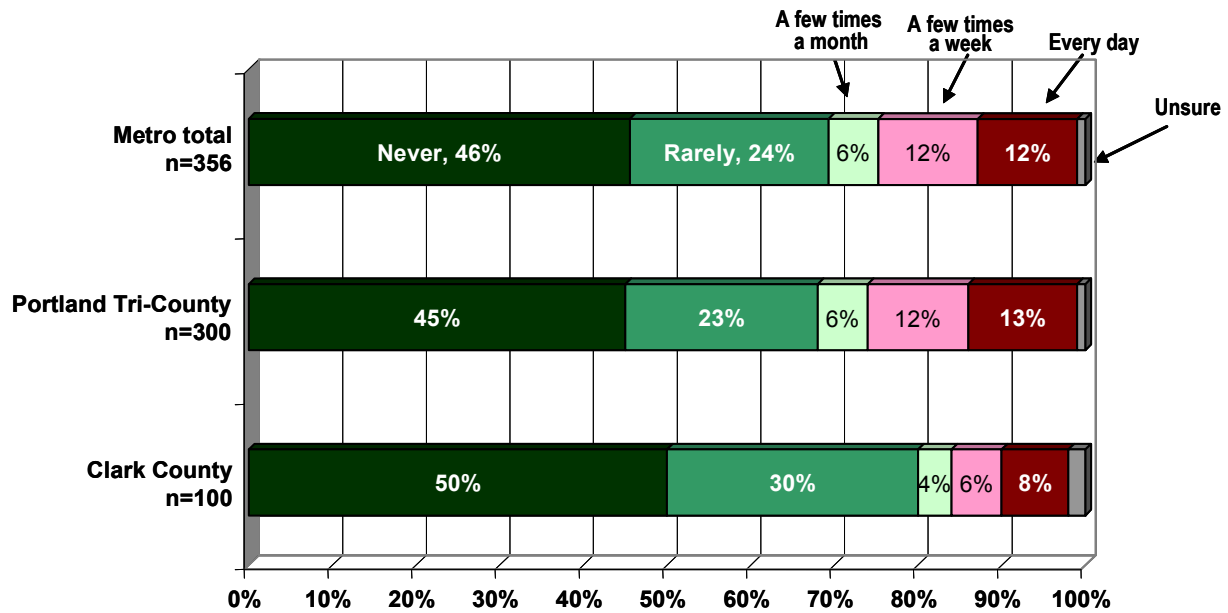
Respondents were read a brief definition of secondhand smoke¹ and then asked how often they experience it. About 1 out of 4 renters in the metro area experience secondhand smoke on a regular basis (a few times a week or more). Other findings include:

- ▶ **The rate in Clark County is a bit lower, as the chart shows.**
- ▶ **Younger renters are more likely to experience secondhand smoke than are older renters.** Thirty-three percent of renters aged 18 to 34 say this occurs either every day or a few times a week, compared to 10% of renters age 55 or older.
- ▶ **Non-whites may be more likely to experience secondhand smoke.** The sample sizes are too small to draw hard conclusions here, but it may be the case that respondents who describe their race or ethnicity as something other than white/Caucasian are somewhat more likely to experience secondhand smoke than are white respondents.
- ▶ **“At-risk” households are about equally vulnerable to secondhand smoke.** To analyze this question, we defined an “at-risk” household as one with a child, an elderly person, or someone with a heart or lung condition such as asthma or emphysema – about half the sample. Those households report substantially similar incidences of secondhand smoke in the home as those households without any of the risk indicators.
- ▶ **Minimal difference between households of varying income levels.** There is no significant difference in susceptibility of households to secondhand smoke between those households with incomes below \$35,000 and those above \$35,000.

¹ The definition of secondhand smoke provided to respondents: “Secondhand smoke is smoke from someone else’s cigarette, cigar, or pipe that you breathe.”

FREQUENCY OF EXPERIENCING SECONDHAND SMOKE

Q: How often, if at all, have you experienced secondhand smoke drifting into your home from outside or from nearby apartments or homes? Would you say you experience that every day, a few times a week, a few times a month, rarely, or never?

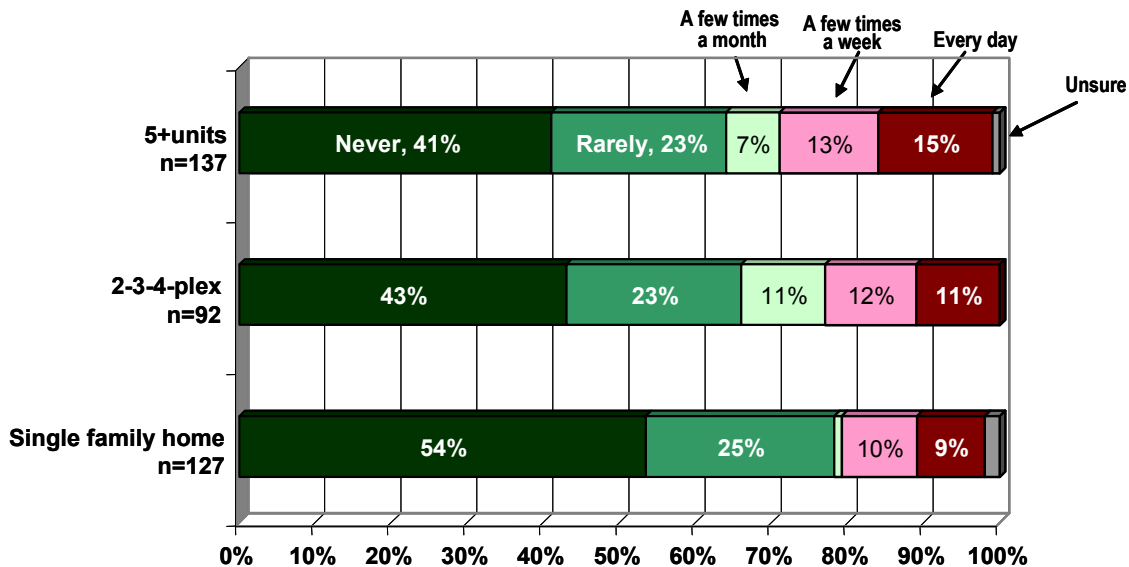


B. WHILE SECONDHAND SMOKE IS MORE COMMON IN MULTI-FAMILY PROPERTIES, IT IS STILL EXPERIENCED IN SINGLE-FAMILY RENTALS.

The same question regarding secondhand smoke can be looked at by the type of rental in which the respondent lives. As expected, the frequency with which respondents experience secondhand smoke is greater in multi-unit apartments (in this case defined as having five or more units) – in multi-unit apartments 15% of respondents report experiencing secondhand smoke daily and another 13% at least a few times a week. However the rate is not insignificant even among those who are renting single-family homes. In single-family rentals 9% of respondents report daily exposure and another 10% report exposure at least a few times a week. With just over a third of all renters in the metro area living in single-family rentals, these data suggest that it is important to keep in mind that, while the incidence of secondhand smoke is lower in single-family homes, the difference is not large.

FREQUENCY OF EXPERIENCING SECONDHAND SMOKE BY TYPE OF UNIT

Q: How often, if at all, have you experienced secondhand smoke drifting into your home from outside or from nearby apartments or homes? Would you say you experience that every day, a few times a week, a few times a month, rarely, or never?



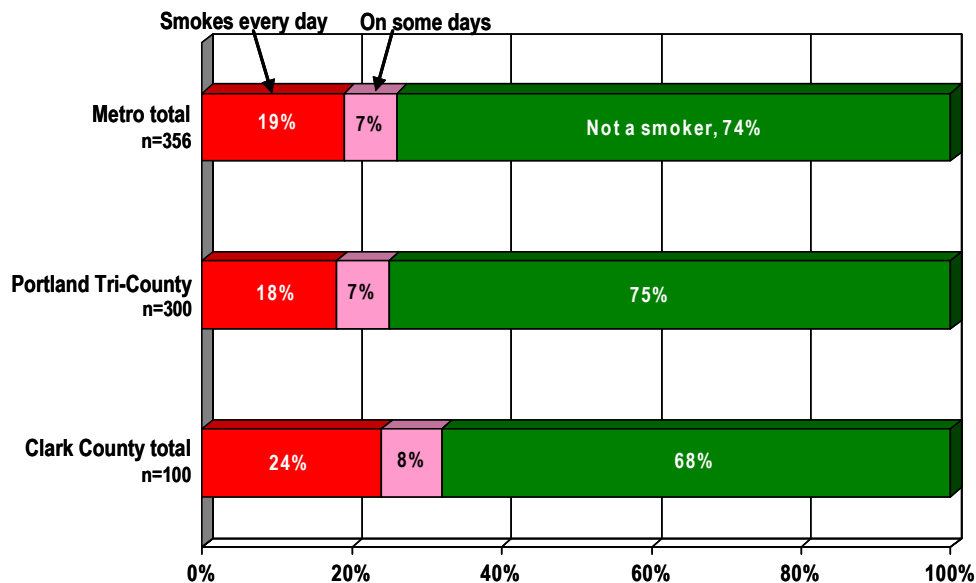
C. WHILE 19% OF METRO-AREA RENTERS SMOKE EVERY DAY, THREE-QUARTERS DON'T AT ALL.

About a quarter of metro-area renters currently smoke – either every day (19%) or on some days (7%). The majority of renters – 74% in the metro area – do not currently smoke at all. Additional findings include:

- ▶ **Smoking is more prevalent in Clark County.** Almost a quarter of Clark County renters report they smoke every day, and 8% smoke on some days.
- ▶ **Men are more likely to smoke than women.** About one-third of men say they smoke – 22% smoke every day and another 10% smoke on some days. About 2 in 10 women smoke – 15% every day and another 4% some on some days.
- ▶ **Most smokers do not smoke inside their dwelling units.** As later sections of this report outline in more detail, the fact that a person is a smoker does not necessarily mean that he or she regularly smoke inside the home. Only one-third of renters who smoke indicate that smoking occurs, by anyone, inside their home.

PREVALENCE OF SMOKING

Q: And currently, do you, yourself, smoke everyday, some days, or not at all?



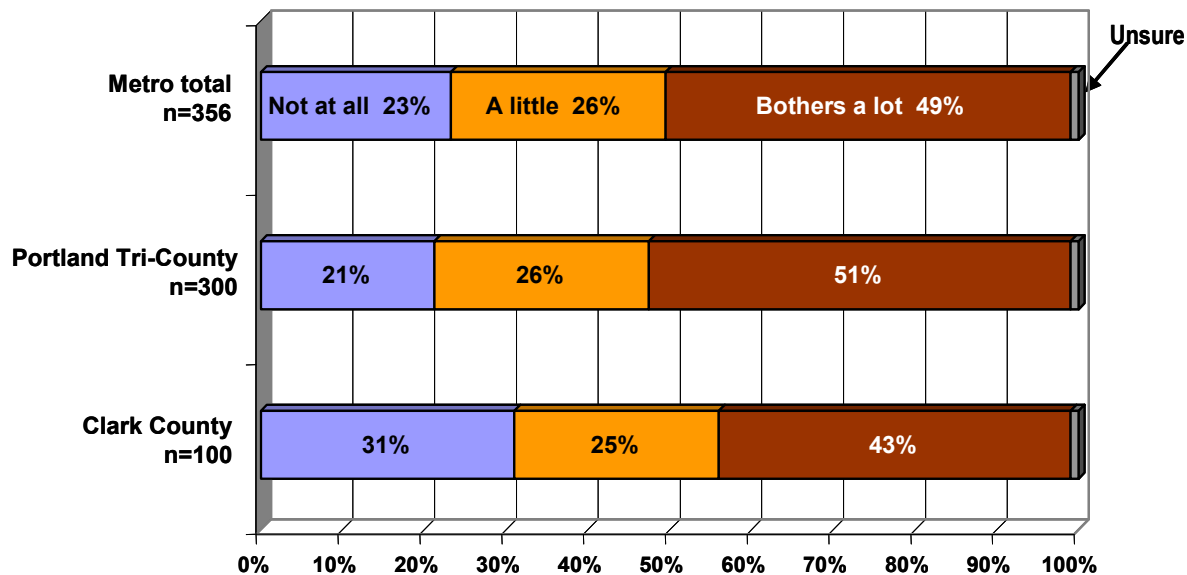
D. MAJORITY ARE BOTHERED BY SECONDHAND SMOKE WHEN THEY ENCOUNTER IT.

Half of all respondents are bothered “a lot” by secondhand smoke – 49% in the metro area, 51% in Portland Tri-Counties, and slightly less in Clark County (43%). Additional findings include:

- ▶ **Secondhand smoke plainly bothers women more than men (58% of women say it bothers them a lot compared with only 39% of men).**
- ▶ **Renters in single-family homes are bothered by the experience somewhat more than are renters in multi-unit apartments.**
- ▶ **Secondhand smoke bothers people who are 55+ a bit more than it bothers adults under the age of 35.**

DEGREE TO WHICH SECONDHAND SMOKE BOTHERS

Q: When you experience secondhand smoke would you say that it typically bothers you a lot, a little, or not at all?



III. Smoking Policies & Preferences

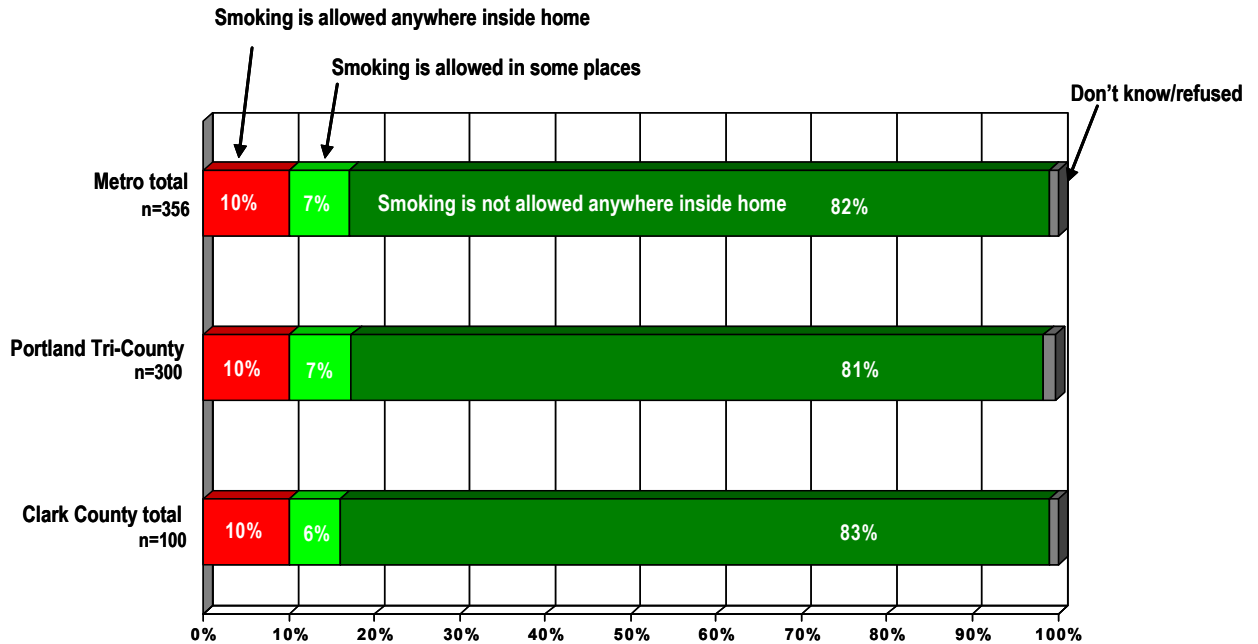
A. EIGHT IN 10 SAY SMOKING IS NOT ALLOWED INSIDE THEIR HOME REGARDLESS OF WHETHER THE LANDLORD HAS SET RULES ABOUT SMOKING ON THE PROPERTY.

While about three-quarters of renters in the metro area do not smoke, even more have prohibited smoking in their homes. Eight in 10 renters in all counties surveyed do not allow smoking anywhere inside their home, regardless of their landlord's policies. Only one in 10 say smoking is allowed anywhere inside the home, with a few additional saying that smoking is restricted to some places (7%). Additional findings are outlined below.

- ▶ **Clark County renters are just as likely to prohibit smoking as the metro total and the Portland Tri-Counties.** Even though Clark County has higher rates of smoking among renters, they are no more likely to allow smoking inside their rental home than are Portland Tri-Counties, regardless of their landlord's policies – about 8 in 10 Clark County renters do not allow smoking inside.
- ▶ **Washington County renters are most likely to prohibit smoking inside their homes.** In Washington County almost 9 in 10 do not allow smoking inside (88%). Multnomah and Clackamas counties are equally likely to prohibit smoking – 78% of each say smoking is not allowed anywhere inside.
- ▶ **Younger renters are more likely to prohibit smoking in their homes than are older renters.** Almost nine in 10 of renters aged 18 to 34 do not allow smoking anywhere inside their home compared to 80% of those 35 to 54 and 76% of renters aged 55 or older.
- ▶ **Hispanics and Latinos may be more likely to prohibit smoking in their apartments.** While the sample size is too small to project to the population, it may still be worth noting that 16 out 17 Hispanic renters surveyed – or 94% – do not allow smoking in their home.

SMOKING PRACTICES IN THE HOME

Q: Which of the following statements best describe the rules or practices, if any, about smoking inside your home? Would you say smoking is not allowed anywhere inside your home, smoking is allowed in some places or at some times, or that smoking is allowed anywhere inside the home?



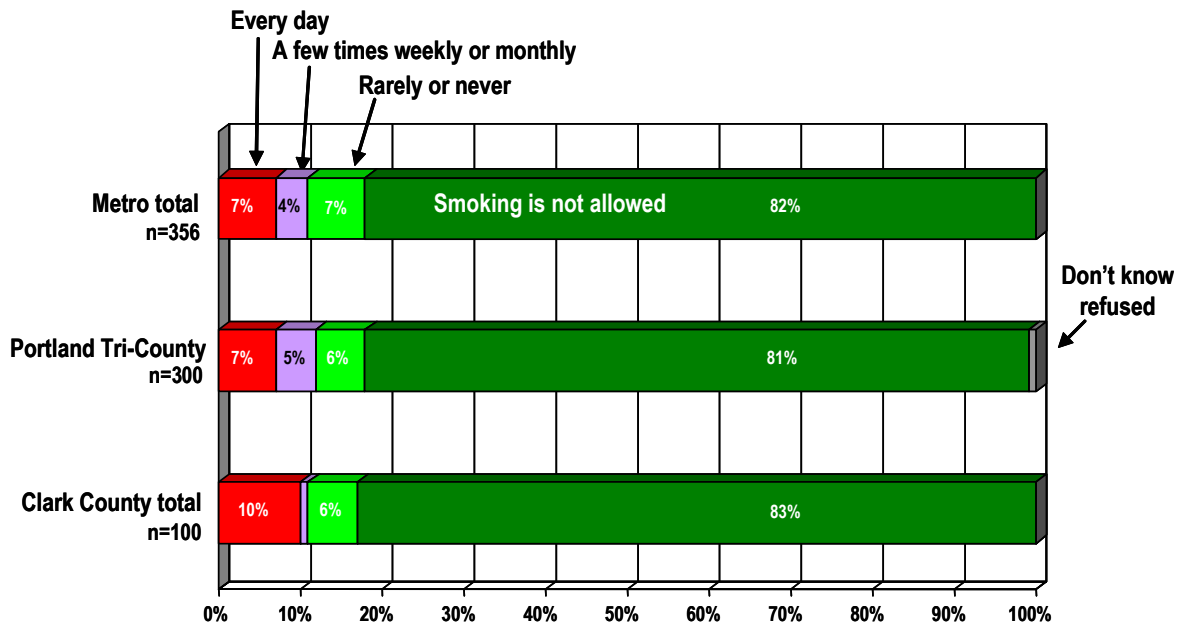
B. REGARDLESS OF WHETHER RULES HAVE BEEN SET, ALMOST 9 OUT OF 10 RENTERS LIVE IN HOMES THAT ARE VIRTUALLY SMOKE-FREE.

Only 7% say smoking occurs inside the home every day – either by the respondent or someone else in the household. Adding in those who say they, or someone else, smokes a few times a week or even just a few times a month, the number for whom any regular amount of smoking occurs inside the home rises just a few percentage points to 11%. Therefore, if it is reasonable to call a home “virtually smoke free” where the frequency of anyone smoking is described as either “rarely” or “never,” we can conclude that nine in ten renters in the metro area are already choosing to live in homes that are essentially smoke free. This statistic, by itself, is strongly suggestive that the establishment of no-smoking policies by landlords would be seen as a market barrier by very few and as a distinct market advantage by many.

There is no significant difference among the counties on this question.

FREQUENCY OF SMOKING INSIDE THE HOME

Q. How often, if at all, does anyone – you, household members, or visitors – smoke inside your home?
 (Response fields are: Every day, A few times weekly or monthly, Rarely or never, A few times a month, Rarely, or Never)



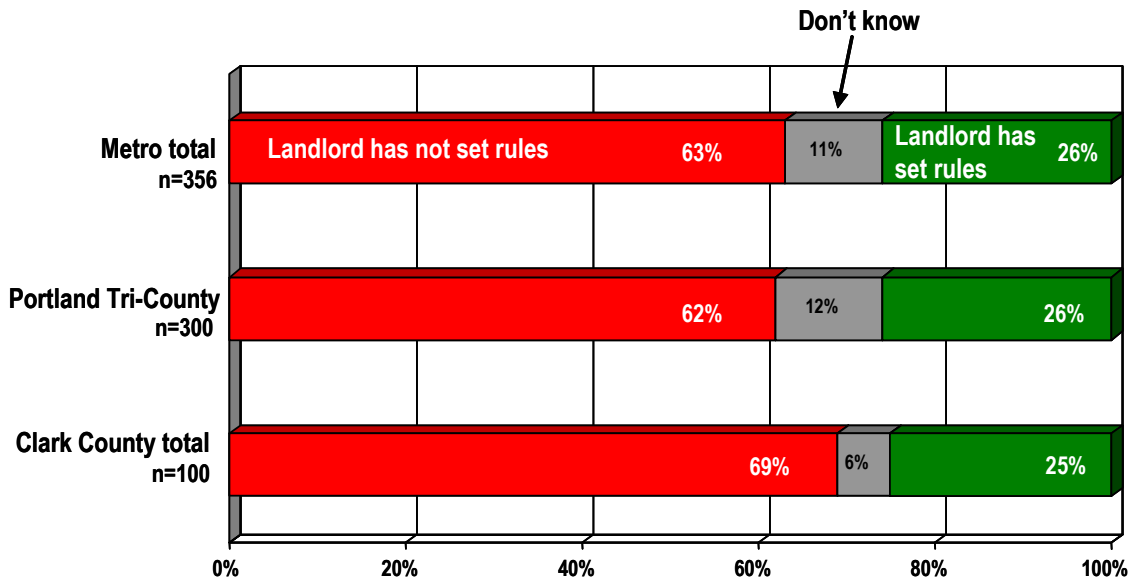
C. ONE-QUARTER SAY THEIR LANDLORD HAS RULES REGARDING SMOKING ON THE PROPERTY.

Two-thirds of respondents in the Portland metro area say their landlord does not have rules regarding smoking on the property. Another 1 in 10 do not know if their landlord has any rules regarding smoking in their rental home.

There is not much variation across the subgroups of the sample regarding landlord smoking rules. For example, younger renters are equally likely to have landlord-initiated smoking rules as their older counterparts. There is also no significant difference between those households with incomes \$35,000 or greater and households with incomes less than \$35,000.

SMOKING RULES SET BY LANDLORD

Q: Regardless of whether you personally have set rules about smoking in your home, has your landlord or property manager set any rules regarding tobacco smoking on the property?



D. ONE IN FIVE SAY THEIR LANDLORD RESTRICTS SMOKING *INSIDE* THE LIVING SPACE; FEWER HAVE RULES ABOUT COMMON AREAS AND OUTDOOR SPACES.

Once it was determined whether the respondent's landlord has rules regarding smoking on the property, a series of questions was asked in order to assess the breadth of those smoking policies. The results of this section of the survey follow.

- ▶ **Seventeen percent say their landlord prohibits smoking inside the living space.** Seventeen percent in each region say their landlord *prohibits* smoking inside their home. An additional 3% say their landlord *limits* smoking inside the living space. Renters in single-family homes are slightly more likely to have a landlord that allows smoking inside than are respondents renting an apartment in a complex with 5 or more units.
- ▶ **Sixteen percent of landlords forbid smoking in interior common areas also.** As this question regards shared spaces within a rental property, such as common areas, hallways, and entryways, it was asked only of those respondents who say they live in a rental property with more than one unit in which the landlord has set rules about smoking. About the same percentage of landlords prohibit smoking in shared interior areas as prohibit smoking inside the living space – 16% in the metro area, 16% in Portland Tri-Counties, and slightly less in Clark County (12%). Given that, for many landlords with multi-family property, common areas are employee work areas, we suspect that either this number is under-reported because tenants who don't smoke may not keep track of rules that prohibit their smoking, or this number reflects a significant lack of awareness by multi-family landlords regarding the laws that currently regulate smoking in those areas.

Multnomah County renters are least likely to report having a landlord who *allows* smoking in indoor common areas – only 2 respondents (less than 1%) say their landlord allows it.

- ▶ **Few landlords restrict smoking in nearby outdoor areas.** Landlords who set rules appear most concerned with the interior areas of the property and less with areas outside of the property. Renters report that their landlords are less likely to forbid smoking in nearby outdoor areas such as porches, patios, or decks – only 5% forbid it completely and another 2% limit it in some fashion.
- ▶ **Very few landlords prohibit smoking entirely.** Only a handful of landlords forbid, or limit, smoking on other outdoor areas of the property – 4% in the metro area overall.

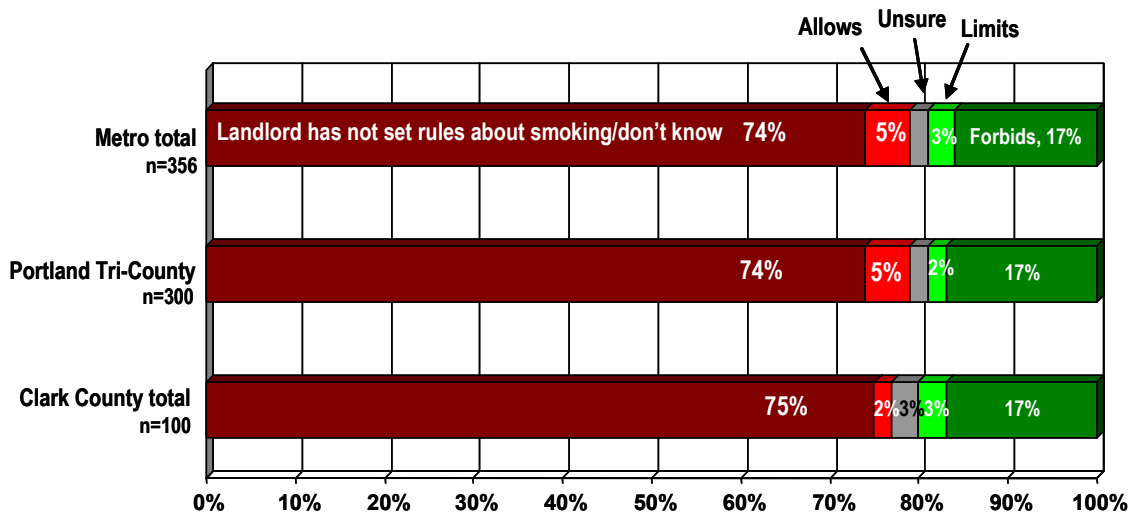
LANDLORD’S POLICY REGARDING SMOKING IN THE FOLLOWING AREAS

Asked only of those who report that their landlord has set rules about smoking. For the benefit of being able to project the findings to the population, data are shown based over the entire sample by including those who report that their landlord has set no rules.

Q: Regarding those rules, we’d like to know whether your landlord allows, limits, or forbids smoking in certain situations. Please note that, by “limit” we mean that smoking is allowed, but there are rules attached, such as ventilating smoke, keeping doors closed, or perhaps staying some distance from a building while smoking.

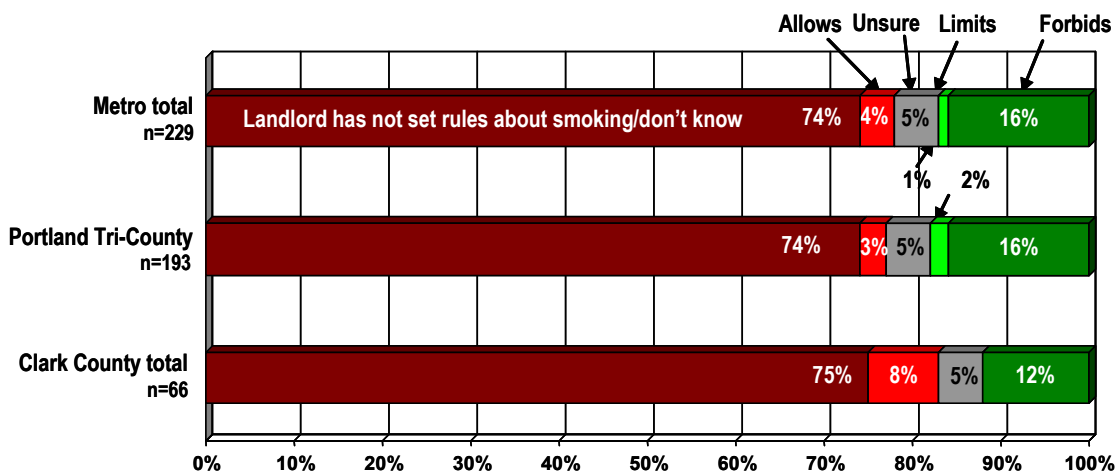
Do the smoking rules set by your landlord allow, limit, or forbid smoking...

...INSIDE YOUR LIVING SPACE, INSIDE YOUR HOME?

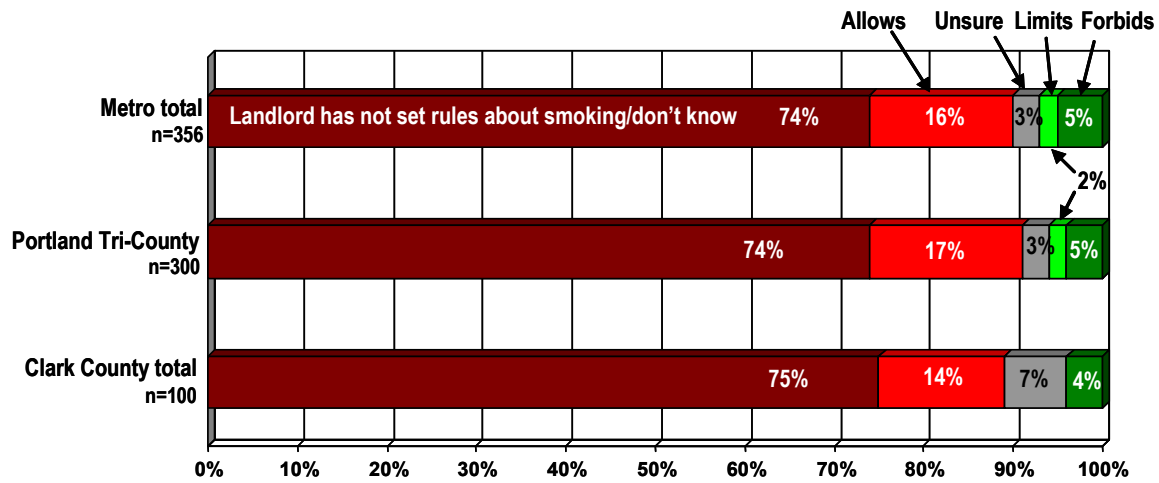


...IN INTERIOR COMMON AREAS SUCH AS HALLWAYS AND ENTRYWAYS?

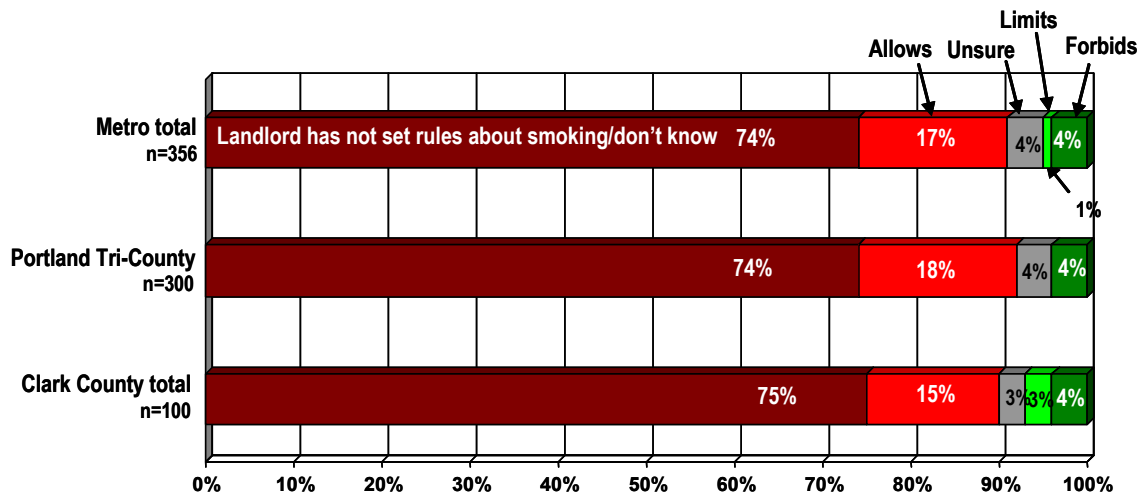
(asked only of multi-family property residents):



...IN NEARBY OUTSIDE PLACES SUCH AS PORCHES, PATIOS, OR DECKS?



...ON OTHER OUTDOOR AREAS OF THE PROPERTY?



IV. Attitudes about Secondhand Smoke & Smoke-Free Rules

Renters were asked to rate how strongly they agree or disagree with statements about secondhand smoke and rental housing choices. Overall, the research shows high recognition for the dangers of secondhand smoke and broad support for smoke-free housing. This section examines the beliefs of renters in relation to the agree/disagree questions asked.

A. EIGHT OUT OF TEN AGREE THAT DAILY EXPOSURE TO EVEN SMALL AMOUNTS OF SECONDHAND SMOKE IS A SERIOUS HEALTH RISK.

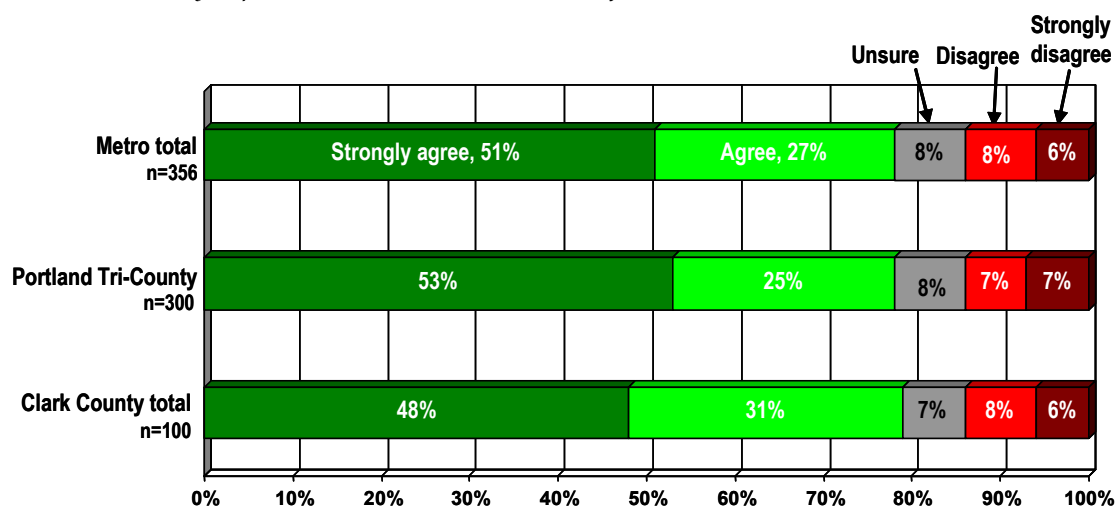
Seventy-eight percent of metro-area renters agree that “daily exposure to even small amounts of secondhand smoke is a serious health risk.” Variations within this finding include:

- ▶ Women are *slightly* more likely than are men to agree that exposure to secondhand smoke is dangerous to their health (81% of women agree, compared to 74% of men).
- ▶ There is no significant variation on these results by county. All counties are within 3% of the overall response for agreement with this statement.
- ▶ While they are the subgroup least likely to agree with the statement, even two out of three *current smokers* agree that daily exposure to even small amounts of secondhand smoke is a serious health risk (67%).

PERCEIVED DANGER OF SECONDHAND SMOKE

Q: Tell me how strongly you agree or disagree with the following statement:

“Daily exposure to even small amounts of secondhand smoke is a serious health risk.”



B. THREE-QUARTERS OF ALL METRO-AREA RENTERS AGREE THAT “OTHER THINGS BEING EQUAL,” THEY WOULD CHOOSE A RENTAL HOME WHERE THE LANDLORD FORBIDS SMOKING.

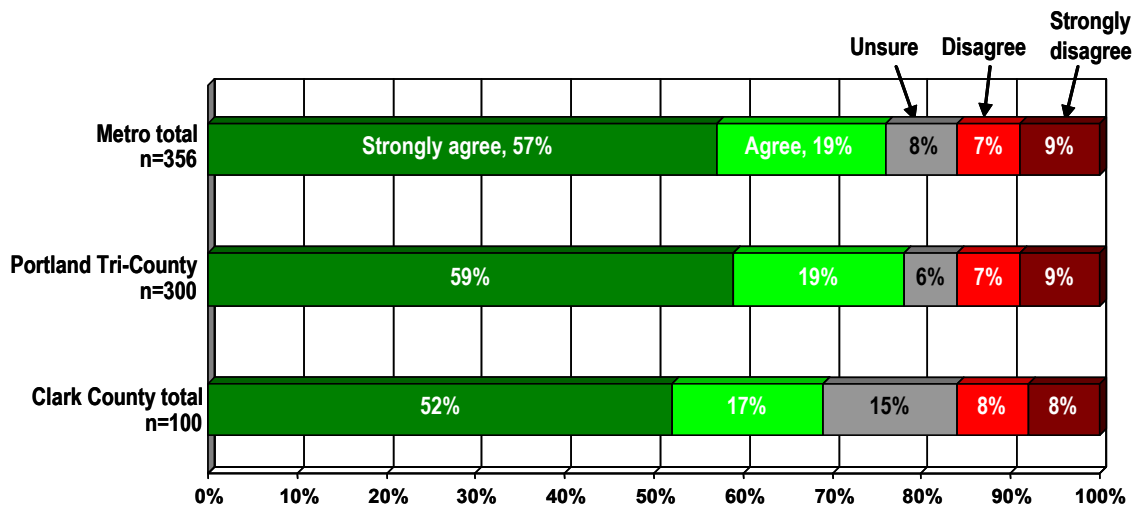
Three-quarters of renters in the metro area say they would choose a rental with smoke-free rules. Some differences by segment include:

- ▶ Renters in Multnomah County may be slightly more likely to prefer rentals where the landlord forbids smoking (81%) compared to Washington (72%) or Clackamas (76%) counties – though the differences among Portland Tri-Counties fall just short of industry standard tests for significance. In contrast, renters in Clark County show a somewhat lower preference for smoke-free housing (69%). However, this is only lower by comparison – with 7 out of 10 Clark County renters preferring a rental where the landlord forbids smoking, the margin still qualifies as a landslide in any contest.
- ▶ Interest in rental housing where the landlord forbids smoking is statistically equivalent regardless of whether the respondent lives in a single-family home, a small-plex, or in larger multi-family property.
- ▶ Support for smoke-free housing is consistent across the age segments as well. Seventy-eight percent of renters age 18 to 34 prefer smoke-free housing along with 74% of those 55 years of age or older.

PREFERENCE FOR “SMOKE-FREE” HOUSING

Q: Tell me how strongly you agree or disagree with the following statement:

“Other things being equal, I would choose a ‘smoke-free’ rental house or apartment over a place that allows smoking.”



C. VERY FEW TAKE ISSUE WITH THE CONCEPT OF LANDLORDS PROHIBITING TENANTS FROM SMOKING IN THEIR OWN HOMES, WHILE MOST (73%) ENDORSE IT.

Renters were asked to rate how strongly they agree or disagree with the idea of landlords prohibiting smoking in their tenants' homes if that is necessary to keep secondhand smoke out of other tenants' homes. About three-quarters of renters in the metro area agree that it would be okay for landlords to forbid smoking in their homes completely (73%), while just 19% disagree with the idea.

- ▶ **Multnomah County renters are most likely to support (81% agree) landlords prohibiting smoking in tenants' homes.** Support is a little lower in Washington County (71%) and lowest in Clackamas County (62%). About 67% of renters in Clark County agree. Again, while these differences by county do exist, all show endorsement of the idea by a strong majority of renters.
- ▶ **Support is comparatively stronger among renters in single-family homes and smaller apartment complexes (rentals with 2, 3, or 4 units).** Almost 8 in 10 renters in smaller properties support banning smoking in their home (78% in both single-family and 78% in small complexes).

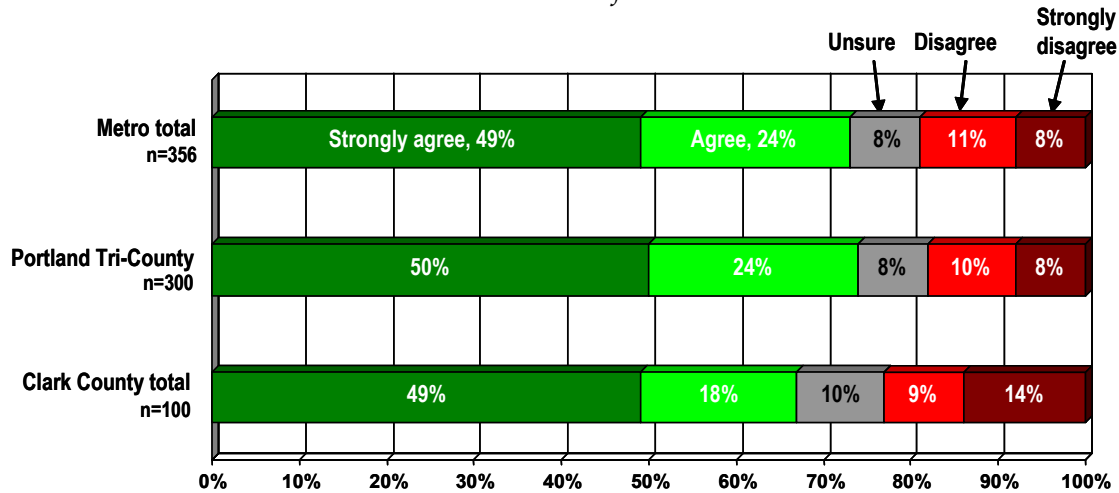
For renters in large multi-unit apartments (complexes with 5 or more units), support remains strong, though there is a notable decrease. Two-thirds of renters in these large complexes support prohibiting smoking if needed to keep secondhand smoke out of other tenants' homes (64%).

This finding is particularly intriguing when we consider that tenants in these large apartment buildings are slightly *more* likely to experience secondhand smoke drifting into their homes than are tenants of single-family homes or smaller apartment buildings. One possible explanation may relate to the fact that multi-family properties typically already have considerably more rules than do single-family rentals and, as such, tenants in such properties may be slightly more averse to recommending more. However, the actual cause of this difference is not revealed in the data itself.

ACCEPTABILITY OF LANDLORDS SETTING IN-HOME SMOKING RULES

Q: Tell me how strongly you agree or disagree with the following statement:

“It is okay for landlords to prohibit smoking in their tenants’ homes if that is necessary to keep secondhand smoke out of other tenants’ homes.”



D. FOUR OUT OF TEN RENTERS SAY THEY WOULD NOT BE COMFORTABLE RENTING AN APARTMENT WHERE ADJACENT TENANTS SMOKE.

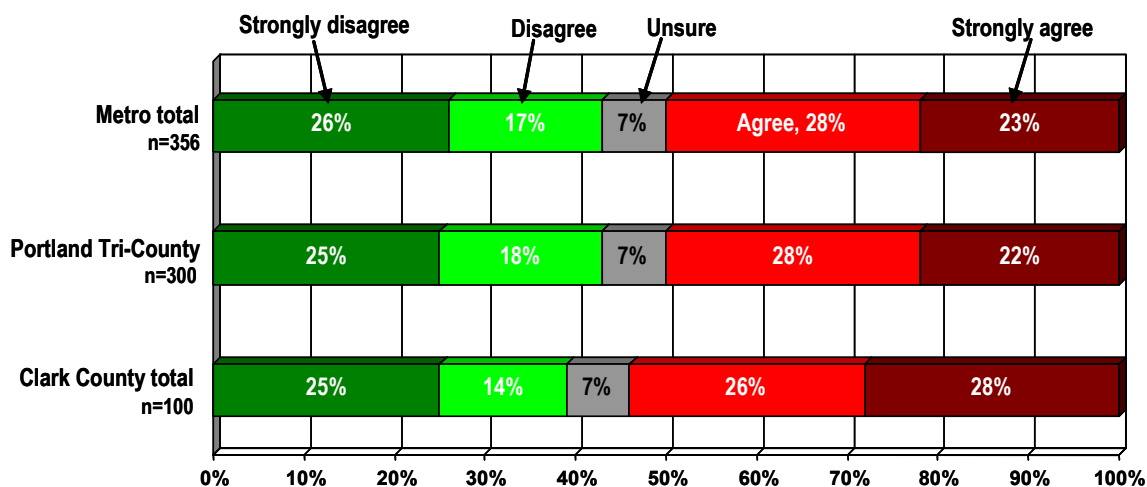
The data show that renters in the metro area split about evenly on whether they are comfortable with adjacent tenants being allowed to smoke. In other words, while a strong majority would prefer smoke-free housing (and would endorse landlords setting rules as such), some of those who feel strongly about those issues are more tolerant of the idea of having people who smoke living next door. They'll keep their own home smoke free and, all things being equal, they would elect to avoid living where adjacent tenants smoke, but some would be comfortable with the choice if that was their situation. Remember that, because most don't experience secondhand smoke drifting into their homes with any regularity, it is likely that, in the perception of at least some tenants, the goal of smoke-free living is primarily achieved by ensuring that they live in a home where smoking is not allowed.

Overall, 42% of renters in the metro area are not comfortable with renting an apartment where neighboring tenants are allowed to smoke, while 51% indicate they would be. Put another way, landlords who permit smoking in adjacent units are at a market disadvantage with 42% of the market, while gaining favor with perhaps one in ten – the 11% who allow smoking in their homes on any type of regular basis.¹ The data indicate some potential differences by county, but none meet tests for statistical significance.

COMFORT WITH ADJACENT TENANTS SMOKING

Q: Tell me how strongly you agree or disagree with the following statement:

"I would be comfortable renting an apartment in a community where adjacent tenants are allowed to smoke."



¹ See chart on page 19.

E. HALF OF PORTLAND TRI-COUNTY RENTERS WOULD BE COMFORTABLE PAYING A LITTLE MORE RENT IN ORDER TO LIVE IN A SMOKE-FREE COMMUNITY.

Just slightly more than half (52%) of renters in the Portland Tri-Counties say they would be willing to pay a little more rent “if it meant I could live in a smoke-free community.” Support appears stronger in Washington (57% agree) and Clackamas (58%) counties than in Multnomah County where just 48% agree. Not surprisingly, the small percentage of respondents who currently smoke are most likely to disagree with paying more rent, indicating that, while many smokers are quite willing to live in smoke-free housing, they aren’t especially interested in paying extra for doing so. The question was not asked of Clark County respondents.

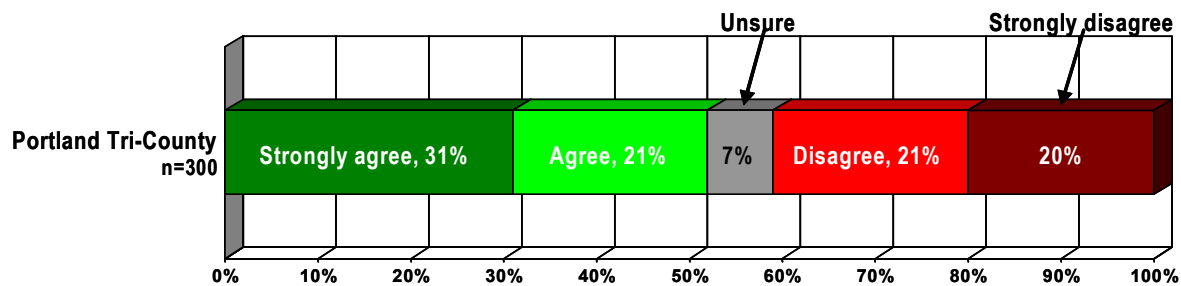
In summary, the data from this question and others in the report plainly show that smoke-free housing is a genuinely desired amenity by many renters – not just a nice-to-have extra – while it is considered a barrier to comparatively few.

WILLINGNESS TO PAY A LITTLE MORE TO LIVE IN A SMOKE-FREE COMMUNITY

(Asked only of Portland Tri-County renters)

Q: Tell me how strongly you agree or disagree with the following statement:

“I would be willing to pay a little more rent if it meant I could live in a smoke-free community.”



RESEARCHER'S CONCLUSIONS

The following provides Campbell DeLong Resources' conclusions based on the current research as well as past experience. This section is intended to review some of the key findings of the research in the context of our further observations and judgments based on previous research and experience.

Overall, the research results are very clear on this core point: Even if we put aside the significant health benefits of smoke-free housing as a reason for landlords to implement such policies, a landlord who wishes to attract a large number of quality applicants will gain a distinct competitive advantage by offering housing that is smoke-free.

At Campbell DeLong Resources, Inc., in addition to a long track record with public policy research, we have more than 40 years of combined experience conducting market research for Fortune 500 corporations, small start-ups, and many types of businesses in between. While we have certainly seen some exciting market opportunities for businesses over the years, we rarely see such obvious ones. Frankly, if a private property management firm had conducted this research, it might be tempted to keep the findings confidential in order to gain an initial competitive advantage. The findings plainly indicate that, by being an early implementer of smoke-free policies, a property management company could earn a reputation in the market for doing a better job of recognizing and offering the amenities that tenants want, while at the same time ensuring higher retained earnings as a result of lower maintenance and related costs. Consider just these four facts alone:

- 1. Very few are smoking inside their homes anymore.** Eight in 10 tenants live in dwellings where they do not allow smoking inside and, from a practical standpoint, nine out of ten live in dwellings that are virtually smoking free – that is indoor smoking is a rare event. Remember: from a rental-marketing standpoint, the question isn't, "How many people smoke?" but rather, "How many people are still smoking inside their own homes?" The number in our local area is getting pretty small.
- 2. There is broad awareness that secondhand smoke is dangerous.** Eight out of 10 agree that daily exposure to even small amounts of secondhand smoke is a serious health risk, including two-thirds of *current smokers*. This may help explain why very few take issue with the concept of landlords prohibiting tenants from smoking in their own homes, while three-quarters of all tenants endorse the idea.
- 3. A large majority prefer smoke-free housing and many will go out of their way to find it.** Three-quarters of all metro-area renters agree that "*other things being equal,*" they would choose a rental home where the landlord forbids smoking and *half* of tri-county area renters would choose a rental community where smoking is forbidden even if other things are *not* equal – that is, they would pay a little more, or perhaps be willing to trade out some other convenience, such as proximity to a desired location.

4. Many will actively *avoid* places where other tenants are allowed to smoke, while few demonstrate a need to seek such places. Four out of ten renters say they would not be comfortable renting an apartment where *adjacent* tenants smoke. Again, this means that landlords who permit smoking in adjacent units are at a distinct market disadvantage with 42% of the market, while gaining favor with perhaps 1 in 10 – the 11% who allow smoking in their homes on any type of regular basis.

There was likely a time, perhaps 20 or 30 years ago, when smoking was so prevalent that forbidding it may have put a landlord at a market disadvantage, but today the opposite is plainly the case. Combining the findings from this research with what we know from our considerable experience in researching and working with landlords and property managers, it would seem that the reasons that Portland-area landlords haven't already made this shift are associated with habit and familiarity with current practices and are unrelated to today's market reality. That means that a real business opportunity exists for savvy landlords to gain a competitive edge and for other landlords to play catch-up as quickly as they can.

This research provides strong support for the conclusion that, in the minds of many tenants, smoke-free housing is an idea whose time has come and a need in the market that remains unfilled. Landlords who offer it first will enjoy a double benefit: First, there is the knowledge that they are making a difference to the health of many people (and contributing to a beneficial cultural shift in local communities). Second, there are both intrinsic and economic benefits associated with enjoying an easier business climate where attracting a large number of quality tenants simply takes less work.

APPENDIX

SMOKING PRACTICES IN RENTAL HOUSING SURVEY

June 2006

CDRI 314

DATE _____

PHONE NUMBER _____

RESPONDENT NAME _____

RESPONDENT ADDRESS _____

INTERVIEWER'S INITIALS _____

REASONS FOR TERMINATION

- Not renting/Owner Occupant.....
- Not involved in home selection.....
- DK type of home
- Out of area
- Over quota, County
- Gender quota.....

INTRODUCTION

(TO RANDOM HOUSEHOLD RESPONDENT:) Hello, I'm (FIRST AND LAST NAME) from Campbell DeLong Resources. Today (tonight) we are conducting a brief study on housing issues in the greater Portland area. May I please speak with a (male/female) adult in the household who was responsible for, or shared responsibility for, selecting the home or apartment you live in now? **IF NOT AVAILABLE, MAKE CALLBACK APPOINTMENT FOR FIRST POSSIBLE TIME.**

(TO NEW HOUSEHOLD RESPONDENT:) Hello, I'm (FIRST AND LAST NAME) from Campbell DeLong Resources. We are conducting a brief study on housing issues in the greater Portland area. This is strictly research. We are not selling anything. Your name will not be associated with your comments in any way. This survey will take about 5 minutes. May I begin with the first question?

- Yes 1 **CONTINUE**
- No 2 **POLITELY DISCONTINUE**

SCREENING

1. Do you own or rent your current home?

- | | | |
|------------------|----|----------------------|
| Rent | 1 | CONTINUE |
| Own | 2 | POLITELY DISCONTINUE |
| Don't know | 99 | POLITELY DISCONTINUE |

2. Just to confirm, were you responsible for, or did you share responsibility for, selecting your household's current dwelling?

- | | | |
|------------------|----|---------|
| Yes | 1 | SKIP 2A |
| No..... | 2 | ASK 2A |
| Don't know | 99 | ASK 2A |

2a. May I please speak with the person who was responsible for, or shared responsibility for, selecting your household's current dwelling?

- | | | |
|------------------|----|----------------------|
| Yes | 1 | START OVER |
| No..... | 2 | POLITELY DISCONTINUE |
| Don't know | 99 | POLITELY DISCONTINUE |

3. Are you currently renting...

- | | | |
|--|----|----------------------|
| A single family home | 1 | CONTINUE |
| An apartment in a building with 2, 3, or 4 units | 2 | CONTINUE |
| An apartment (or condominium) on property with 5 or more units | 3 | CONTINUE |
| Don't know | 99 | POLITELY DISCONTINUE |

4. And in which county do you live?

- | | | |
|-------------------|----|----------------------|
| Multnomah | 1 | Quota: 160 |
| Washington..... | 2 | Quota: 90 |
| Clackamas | 3 | Quota: 50 |
| Clark..... | 4 | Quota: 100 |
| Other county..... | 99 | POLITELY DISCONTINUE |

5. RECORD, ASK ONLY IF NECESSARY: GENDER.

- | | | |
|---------------|----|----------------------|
| Male | 1 | 50% Quota |
| Female..... | 2 | 50% Quota |
| Unknown | 99 | POLITELY DISCONTINUE |

- 5a. Do you, or does anyone in your household, work for a market research company?
- | | | |
|------------------|----|-----------------------------|
| Yes | 1 | POLITELY DISCONTINUE |
| No..... | 2 | CONTINUE |
| Don't know | 99 | POLITELY DISCONTINUE |

SMOKING POLICIES AND PREFERENCES

As I mentioned before, today (tonight) we have a brief series of questions about housing. Our questions today have to do with the choices people make about tobacco smoke in their homes. Our first question is...

6. Which of the following statements best describe the rules or practices, if any, about smoking inside your home? Would you say... **[UNLESS ANSWER IS STATED QUICKLY AND IS VERY OBVIOUS (E.G. "THIS IS A NO-SMOKING HOME,") READ ENTIRE LIST IN ORDER. SELECT ONE.]**
- | | | |
|---|----|------------------------|
| Smoking is <i>not</i> allowed anywhere inside your home..... | 1 | SKIP QUESTION 7 |
| Smoking is allowed in some places or at some times | 2 | |
| Smoking <i>is</i> allowed <i>anywhere</i> inside the home | 3 | |
| [DO NOT READ] Refused..... | 99 | |

SKIP Q7 IF SMOKING IS NOT ALLOWED ANYWHERE – OPTION 1 OF Q6. OTHERWISE CONTINUE.

7. How often, if at all, does anyone – you, household members, or visitors – smoke inside your home? **READ LIST ONLY IF NECESSARY. OTHERWISE, ALWAYS ASK RESPONDENT TO CLARIFY BETWEEN TWO CLOSEST MATCHES TO HIS/HER RESPONSE (FOR EXAMPLE: "Would you say that is... A few times a week or a few times a month?") MARK ONE ONLY.**
- | | | |
|-------------------------------------|----|--|
| Every day or almost every day | 1 | |
| A few times a week..... | 2 | |
| A few times a month | 3 | |
| Rarely..... | 4 | |
| Never | 5 | |
| Don't know/refuse | 99 | |
8. Regardless of whether you personally have set rules about smoking in your home, has your landlord or property manager set any rules regarding tobacco smoking on the property?
- | | | |
|---------------------------------|----|------------------------|
| Yes | 1 | |
| No..... | 2 | SKIP QUESTION 9 |
| Don't remember/don't know | 99 | SKIP QUESTION 9 |

9. Regarding those rules, we'd like to know whether your landlord *allows, limits, or forbids* smoking in certain situations. Please note that, by "*limit*" we mean that smoking *is* allowed, but there are rules attached, such as ventilating smoke, keeping doors closed, or perhaps staying some distance from a building while smoking.

ONLY AS NECESSARY: *Allow* means there are no rules, that you are allowed to smoke. *Forbid* means that smoking is not allowed period.

Do the smoking rules set by your landlord *allow, limit, or forbid* smoking...

	<u>ALLOW</u>	<u>LIMIT</u>	<u>FORBID</u>	<u>UNSURE</u>
A. Inside your living space, inside your home	1	2.....	3.....	99
B. (MULTI-FAMILY ONLY Q3 OPTION 2 OR 3): In interior common areas, such as in hallways and entryways	1	2.....	3.....	99
C. In nearby outside places such as porches, patios, or decks	1	2.....	3.....	99
D. On other outdoor areas of the property.....	1	2.....	3.....	99

SAY: Now I have some questions about what is often called "second hand smoke" – secondhand smoke is smoke from someone else's cigarette, cigar, or pipe that you breathe.

10. When you experience secondhand smoke would you say that it typically bothers you *a lot, a little, or not at all?*

A lot.....	1
A little	2
Not at all.....	3
Don't know/refuse	99

11. And how often, if at all, have you experienced secondhand smoke drifting into your home from outside or from nearby apartments or homes? Would you say you experience that...**READ LIST IN ORDER.**

Every day	1
A few times a week.....	2
A few times a month	3
Rarely.....	4
Never	5
[DON'T READ] Don't know/refuse.....	99

12. Now, I'd like you to tell me how strongly you *agree or disagree* with the following statements about secondhand smoke. Our first statement is... **READ AND RANDOMIZE LIST. ALWAYS CLARIFY WHETHER OPINION IS HELD STRONGLY OR NOT.**

	AGREE		DISAGREE	NEUTRAL/ UNSURE
	STRONGLY	AGREE	DISAGREE	STRONGLY
A. It is okay for landlords to prohibit smoking in their tenants' homes if that is necessary to keep secondhand smoke out of other tenants' homes.....	1	2	3	4
	99			
B. Daily exposure to even small amounts of secondhand smoke is a serious health risk	1	2	3	4
	99			
C. I would be comfortable renting an apartment in a community where adjacent tenants are allowed to smoke.....	1	2	3	4
	99			
D. Other things being equal, I would choose a "smoke-free" rental house or apartment over a place that allows smoking	1	2	3	4
	99			
E. [ASK ONLY IN OREGON COUNTIES – OPTIONS 1, 2, OR 3 IN Q4] I would be willing to pay a little more rent if it meant I could live in a smoke-free community	1	2	3	4
	99			

DEMOGRAPHICS

Now we have just a few final questions to help us classify your answers.

13. And currently, do you, yourself, smoke everyday, some days, or not at all?

- Every day 1
- On some days 2
- Not at all..... 3

14. How long have you lived in your current home? **RECORD IN YEARS. (IF LESS THAN ONE YEAR, RECORD IN MONTHS)**

_____ YEARS (MONTHS)

DO NOT READ: Don't remember/ don't know 99

15. What is your age, please? **RECORD.**

_____ YEARS

DO NOT READ: Don't remember/ don't know 99

16. How many people, total, live in your household?

_____ Total number in household

DO NOT READ: Refused/ don't know 99

IF RESPONSE IS 1 OR REFUSED, SKIP QUESTION A

A. IF MORE THAN ONE IN HOUSEHOLD: Including yourself, what is the total number people in your household, (if any) who are...

65 years of age or older _____

Between the ages of 18 and 65 (inclusive) _____

Under the age of 18 _____

DO NOT READ: Refused/ don't know 99

17. Does anyone in your home suffer from heart disease or a lung condition such as asthma or emphysema?

Yes 1

No 2

DO NOT READ: Refused/ don't know 99

18. Was your total household income in 2005 over or under \$35,000?

IF UNDER ASK: Was it over or under \$25,000?

IF UNDER ASK: Was it over or under \$15,000?

IF OVER ASK: Was it over or under \$50,000?

IF OVER ASK: Was it over or under \$75,000?

Under \$15,000 1

\$15,000 - \$24,999 2

\$25,000 - \$34,999 3

\$35,000 - \$49,999 4

\$50,000 - \$74,999 5

\$75,000 or over 6

Refused 99

19. For classification purposes, with what racial or ethnic group do you most closely identify?

RECORD. READ LIST ONLY IF NECESSARY.

African American 1

Asian-Pacific Islander 2

Hispanic/Latino 3

Alaska Native or American Indian 4

White-Caucasian 5

Multi-racial 6

Other (SPECIFY) _____

Refused 99

VERIFY AND RECORD RESPONDENT FIRST AND LAST NAME AND PHONE NUMBER. Thank you very much for participating in this survey. Your responses will be combined with those of other area residents and will provide valuable input on these housing issues.

IF ASKED AND ONLY TO BE STATED AT THE END OF THE SURVEY: This survey was funded by the American Lung Association of Oregon and the Clark County Health Department who encourage you not to smoke for the better health of yourself, your household members, and your community.